

OKM Frame B2












Frame for indoor or outdoor use, made of aluminium, foldable and totally personalisable with accessories depending on the requirements. Load capacity of up to 90 kg and four sizes to choose from.

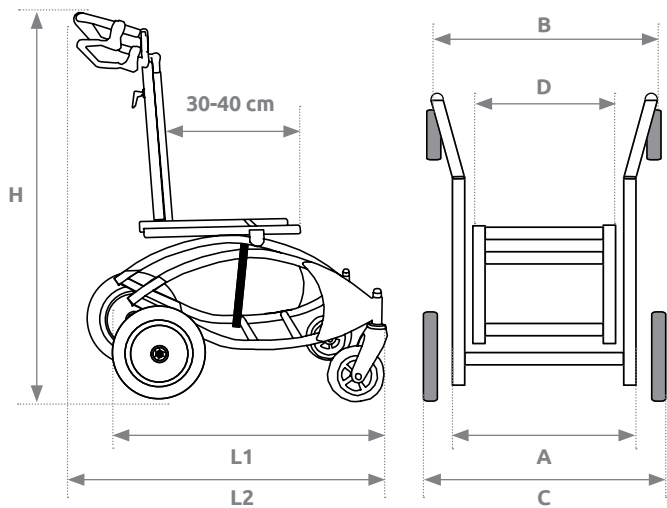
Reclining from -5° to 35°. Opening angle from 90° to 120°.

Over 30 colours to choose from.



REFERENCES	SIZES	Ø TUBE	HEIGHT (H)	LENGTH (L1)	LENGTH (L2)	SEAT WIDTH (D)	REAR FRAME (A)	WIDTH BETWEEN WHEELS (B)	TOTAL WIDTH (C)
KA59	Sizes 0	30 mm	90 cm	80 cm	87 cm	26 cm	34 cm	44 cm	50 cm
KA59-1	Sizes 1	30 mm	90 cm	80 cm	87 cm	32 cm	40 cm	50 cm	56 cm
KA59-2	Sizes 2	30 mm	90 cm	80 cm	87 cm	38 cm	46 cm	56 cm	62 cm
KA59-3	Sizes 3	30 mm	90 cm	80 cm	87 cm	44 cm	52 cm	62 cm	68 cm

FRAME COLOURS	
 24 Orange	 27 Metallic orange
 06 Red	 43 Magenta
 16 Dark blue	 17 Blue
 45 Metallic green	 23 Graphite black
 19 Metallic gray	 20 Metallic anthracite
 25 White	



ORTHOTICS MODELS
 ORTHOTICS ACCESSORIES
 CAD-CAM
 MOULD PRODUCTION
 THERMOPLASTICS
 PU RESINS
 LAMINATING MATERIALS
 DECORATION
 COATINGS
 MATERIALS FOR PODIATRY
 WHEELCHAIRS
 WHEELCHAIR ACCESSORIES